


I N T O O U T

NATURE & BEAUTY

SERIES



SIYATONE
BY SIYARAM

WELCOME TO

Siyatone Global Pvt Ltd

Founded in 1998, Siyatone has emerged as a pioneering force in the flooring industry. Its headquarters, advanced manufacturing facilities, and research labs are strategically located in Morbi, India.

Specializing in porcelain and ceramic tiles, Siyatone combines innovative designs with unmatched durability. Supported by **1,250 employees and 8 state-of-the-art minerals, ink, and tile production facilities**, Siyatone achieved a remarkable turnover of **\$146 million in 2023**.

As a trusted leader, Siyatone blends expertise, sustainability, and excellence to meet global demands and shape the future of the flooring industry.



SIYATONE



More Than
110k Sq. Mtr.



27+ Year
Of Experience



More Than
1250+ Employee



5 Unit Ceramic and
3 Unit Minerals



52+ Country
Served



Worldwide
Customers

LIFE IN EVERY
CORNER

हर कोने में जिंदगी

Siyatone brings life to every corner of your space. From walls to floors, our tiles are designed to infuse vibrancy, elegance, and durability into every nook, turning houses into homes and spaces into experiences.



TRANSFORMING SPACES, BREATHING LIFE

BALANCE
NATURE &
BEAUTY
WITH BLUEART



**FULL
BODY**

VITRIFIED TILES



AVAILABLE FORMAT



600 x 600 mm



600 x 1200 mm

SHAPE CUSTOMIZE



ANTI SLIP →

FULL BODY →



Sandy Series Light Color



BIANCO



CREMA




BUTTER




BEIGE



DOVE



MOCHA




MIST



PEARL


Sandy Series Dark Color




NERO



COPPER



CHOCO




KOTA




VERDE

Sandy Series Special Color



WHITE

Sandy Series S Special Color



BLACK

APPLICATIONS



URBAN
CANTERS




RESIDENTIAL
CENTRES



KITCHENS



HOSPITALS



SPORT
CENTRES



HOUSES
INDOOR



CLINICAL



BATHROOMS




SPAS




SHOPPING
PLACES



EXTRENAL
WALL COVERING




TRAFFIC
AREAS



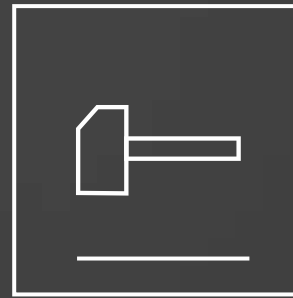
OUTDOOR



CENTRES FOR
CHILDHOOD



SCHOOLS



Solid

Solid, strong and uniform, it maintains its appearance even in the event of extreme wear and damage.



Safe, Clean, Fireproof


Sanitisable, resistant to acid, easy to clean, does not burn and does not release harmful substances



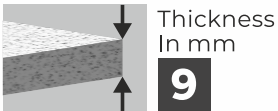
Highly Sustainable

Porcelain stoneware reduced with maximum respect for the environment and for workers. Long-lasting and recyclable.

SANDY MIST



Light **Series**



FORMAT

600 x
600 mm

600 x
1200 mm

Surface
Satin / Polish



SANDY MIST

Available Surface
Satin / Polish

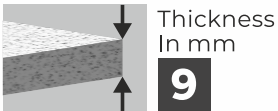
-  Floor Tiles
-  Wall Tiles
-  Gloss Finish
-  Matt Finish
-  Water Proof



SANDY MOCHA



Light Series



FORMAT

600 x
600 mm

600 x
1200 mm

Surface
Satin / Polish





SANDY MOCHA

Available Surface
Satin / Polish



Floor
Tiles



Wall
Tiles



Gloss
Finish




Matt
Finish




Water
Proof

SANDY
SERIES

SANDY BUTTER



Light **Series**




FORMAT

600 x
600 mm

600 x
1200 mm

Surface
Satin / Polish






SANDY BUTTER

SANDY DOVE

Light Series



FORMAT

600 x
600 mm

600 x
1200 mm

Surface

Satin / Polish



Floor
Tiles



Wall
Tiles



Gloss
Finish



Matt
Finish



Water
Proof






SANDY DOVE

SANDY CREMA

Light Series



FORMAT

600 x
600 mm

600 x
1200 mm

Surface

Satin / Polish






SANDY CREMA

SANDY BEIGE

Light Series



FORMAT

600 x
600 mm

600 x
1200 mm

Surface
Satin / Polish



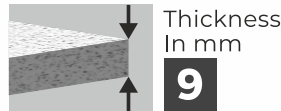


HOLIDAY
RESORTS

SANDY BEIGE

SANDY BIANCO

Light Series




FORMAT

600 x
600 mm

600 x
1200 mm

Surface
Satin / Polish



SANDY BIANCO

Available Surface
Satin / Polish



Floor
Tiles



Wall
Tiles



Gloss
Finish




Matt
Finish



Water
Proof

SANDY PEARL

Light Series



FORMAT

600 x
600 mm

Surface
Satin / Polish



SANDY PEARL

Available Surface
Satin / Polish



Floor
Tiles



Wall
Tiles



Gloss
Finish




Matt
Finish

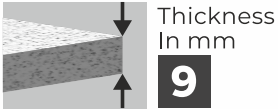


Water
Proof

SANDY NERO



Dark Series



FORMAT

600 x
600 mm

600 x
1200 mm

Surface

Satin / Polish



SANDY NERO

Available Surface
Satin / Polish



Floor
Tiles



Wall
Tiles



Gloss
Finish



Matt
Finish




Water
Proof

SANDY CHOCO



Dark Series



FORMAT

600 x
600 mm

600 x
1200 mm

Surface
Satin / Polish



SANDY CHOCO

Available Surface
Satin / Polish



Floor
Tiles



Wall
Tiles



Gloss
Finish




Matt
Finish



Water
Proof

SANDY COPPER

Dark Series



FORMAT

600 x
600 mm

600 x
1200 mm

Surface
Satin / Polish






SANDY COPPER

SANDY KOTA

Dark Series



FORMAT

600 x
600 mm

600 x
1200 mm

Surface
Satin / Polish





SANDY KOTA

Available Surface
Satin / Polish



Floor
Tiles



Wall
Tiles



Gloss
Finish




Matt
Finish




Water
Proof

SANDY
SERIES

SANDY VERDE



Dark Series



FORMAT

600 x
600 mm

600 x
1200 mm

Surface
Satin / Polish



SANDY VERDE

Available Surface
Satin / Polish



Floor
Tiles



Wall
Tiles



Gloss
Finish




Matt
Finish



Water
Proof

SANDY WHITE

Special Series



FORMAT

600 x
600 mm

600 x
1200 mm

Surface

Satin / Polish



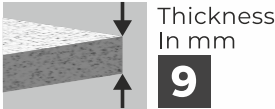


SANDY WHITE

SANDY BLACK



Super Special Series



FORMAT

600 x
600 mm

600 x
1200 mm

Surface
Satin / Polish



SANDY BLACK

Available Surface

Satin / Polish



Floor
Tiles



Wall
Tiles



Gloss
Finish



Matt
Finish




Water
Proof

SANDY
SERIES

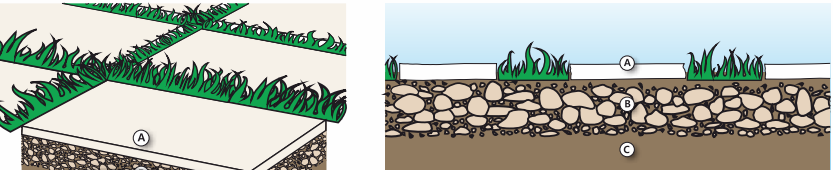
Direct Installation On Grass

Ideal for: Gardens, gazebos, walkways.

- 1- Remove the soil below the area where the sheet will be laid to a thickness of about 5-6 cm
- 2- apply gravel to a thickness of about 3-4 cm and compact the foundation
- 3- Rest the sheets - with at least 1 cm of gap - on the gravel bed and use a rubber hammer to eliminate any unevenness.



Installation On Gravel And Sand



LAYING DIRECTLY ON GRASS

Laying With Close Joints



Laying With Close Joints

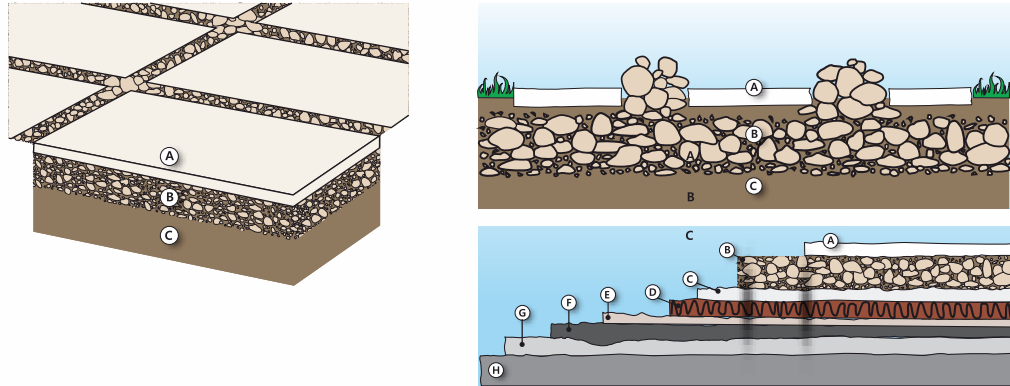


- A. Tile
- B. Fine gravel or sandy laying bed
- C. Ground

Installation On Gravel And Sand

Ideal for: gardens, patios, courtyards, pedestrian walkways, beach resorts, perimeter areas in pools.

- 1- Compact the level of the resting layer (sand or gravel)
- 2- Lay the sheet on the bed of gravel or sand, maintaining a minimum gap of 1 cm or wider
- 3- Use a rubber hammer to eliminate any unevenness
- 4- Fill in the joints between the sheets with gravel or sand to provide greater stability to the surface



- A. Tile
- B. Fine gravel or sandy laying bed
- C. Concrete screed (may include electro welded mesh)
- D. Reinforcement layer
- E. Concrete screed
- F. Loose stone foundation (gravel)
- G. Soil

TECHNICAL SPECIFICATION

TECHNICAL DETAILS	STANDARD AS PER ISO-13006/EN176 GROUP Bla	MEAN VALUE OF OUR FULL BODY VITRIFIED TILES	METHOD OF TEST
Deviation In Length & Width	±0.60%	±0.10%	ISO-10545-2
Deviation In Thickness	±5.00%	±2.00%	ISO-10545-2
Straightness Of Sides	±0.50%	±0.10%	ISO-10545-2
Rectangularity	±0.60%	±0.10%	ISO-10545-2
Surface Flatness	±0.50%	±0.10%	ISO-10545-2
Glossiness	Gloss Meter	Min. 90%	Glossmeter
Water Absorption	≤0.50%	E≤0.05%	ISO-10545-3
Breaking Strength	1300 N	2000 N	ISO-10545-4
Abrasion Resistance	Max. 175mm ³	Max. 145mm ³	ISO-10545-6
Moh's Hardness	Min. 6	≥ 6*	EN 101
Frost Resistance	Frost Proof	Frost Proof	ISO-10545-12
Thermal Shock	No Damage	No Damage	ISO-10545-9
Moisture Expansion	Nill	Nill	ISO-10545-10
Thermal Expansion	<9x10 ⁻⁶	≥ 6 x 10 ⁻⁶	ISO-10545-8
Resistance of House Hold Chemical	No Damage	No Damage	ISO-10545-13
Stain Resistance	Resistance	Resistance	ISO-10545-14
Slip Resistance (friction Co Efficient)	> 0.40	> 0.40	ISO-10545-17

DISCLAIMER : Icon reserves the right to delete & amend either totally or partially, any of the colors, shapes, sizes, references and other technical specifications contained in this catalogue at anytime. The colors of tiles shown in this catalogue are purely illustrative and limited to printing process. Please refer actual sample before final selection. The details of sizes, colors and references should be verified for typographical errors.

PACKING DETAILS

	SIZE	Pcs. / Box	Weight / Box (Approx.)		Coverage Area / Box	
			Matt	Polished		
FULL BODY	600 x 1200 mm	2 pcs.	27.5-28 Kg	26-26.5 Kg	15.5 / Sq. Feet	1.44 / Mtr ²
	600 x 600 mm	4 pcs.	29.5-30 Kg	27-27.5 Kg	15.5 / Sq. Feet	1.44 / Mtr ²



Thank You

SIYATONE
BY SIYARAM

SIYATONE GLOBAL PVT LTD

Regd.Office : Survey No. 105/1 P2,
Opp. Intel Vitrified, Jambudiya,
Morbi - 363 642.

CIN : U46909GJ2024PTC156431

Call on : +91 75740 74011
Email : info@siyatone.com